



POLAR TEMP[®]

REFRIGERATION

A DIVISION OF SOUTHEAST COOLER CORP.

ICE MERCHANTISERS

Introducing R290 Ice Merchandisers in 2025!



Call the Factory Sales
Location Near You

CA 866-746-0437

GA 800-554-4852

NC 866-827-3232

TX 866-598-4206

information@polartemp.com

www.polartemp.com

05/2025





ICE MERCHANTISERS

Keeping it cool since 1999

Polar Temp is proud to introduce our new line-up of R290 Ice Merchandisers in 2025!

Polar Temp's R290 merchandisers increase energy efficiency by up to 20%, resulting in cost savings. The 2025 models have condensing units with high-efficiency microchannel condensers, and they use a smaller refrigeration charge. Quality is designed and engineered into each merchandiser.

Polar Temp continues to build some of the best-insulated merchandisers in the industry, with two inches of insulation in the walls and an additional inch in the tops and bottoms. Customer safety and satisfaction is extremely important to us. We comply with strict ETL specifications for manufacturing techniques, product safety, and product quality. NSF certification is available upon request.

With over 40 models of ice merchandisers, you can be sure that Polar Temp has the right merchandiser for all locations, both indoors and out!

Polar Temp puts all these features in every box

- Total steel cabinet construction
- Extra Insulation, Extra Value - CFC-free foamed-in-place polyurethane insulation (2" in all walls, 3" in top and bottom)
- Rock hard, high performance polyester finish PLUS a full range of optional contemporary colors
- Sealed, balanced, trouble-free refrigeration system
- Five-year compressor warranty


OUTDOOR ICE MERCHANTISERS



Model: 300ADP
Model: 300CWP




Model: 380ADP
Model: 380CWP



Model: 420ADP
Model: 420CWP



Model: 600ADP
Model: 600CWP



Model: 630ADP
Model: 630CWP



Model: 650ADP
Model: 650CWP

See page 7 for Ice Merchandiser specifications.

Guaranteed quality - Best in the industry

- Polar Temp large embossed doors (on outdoor merchandisers only) assure easy access. Reinforced welded corners ensures durability. Roll-in magnetic gaskets assure a tight seal
- All upright models equipped with spring-loaded hinges
- Polar Temp's sealed, balanced refrigeration systems ensures a quick recovery, low temperatures, and years of trouble-free service

OUTDOOR ICE MERCHANTISERS




Model: 670ADP
Model: 670CWP



Model: 750ADP
Model: 750CWP



Model: 850ADP
Model: 850CWP



Model: 900ADP
Model: 900CWP



Model: VT400ADP
Model: VT400CWP



Model: VT570ADP
Model: VT570CWP

See page 7 for Ice Merchandiser specifications.

Maximize visibility and profits with these Polar Temp profit centers

- These great looking, large capacity merchandisers guarantee efficiency and sales in all high-volume locations

OUTDOOR ICE MERCHANDISERS



Model: 1000ADP
Model: 1000CWP

INDOOR ICE MERCHANDISERS



Model: 1000ADGP
Model: 1000CWGP

See page 7 for Ice Merchandiser specifications.

Your product creates a crystal clear display with large Polar Temp glass doors and bright interior

Other quality features include:

- Triple pane "Super E" safety glass doors with matching trim and spring-loaded hinges.

INDOOR ICE MERCHANDISERS



Model: 300ADGP
Model: 300CWGP



Model: 420ADGP
Model: 420CWGP



Model: 630ADGP
Model: 630CWGP



Model: 650ADGP
Model: 650CWGP



Model: 670ADGP
Model: 670CWGP



Model: 750ADGP
Model: 750CWGP



Model: 850ADGP
Model: 850CWGP

See page 7 for Ice Merchandiser specifications.

Outdoor Ice Merchandisers


Ice Merchandiser					Outside Dimensions			Solid Door	Aprox. Ship. Wt in lbs	Refrigeration	
Models	No. of Doors	Slant or Upright	Capacity		Width	Depth	Height	Width X Length	Crated Weight	Compressor	Refrigerant
			Cu. Ft.	Bags 8 lb							
300ADP	1	Upright	26	75	36"	30"	79"	26" X 44"	325	1/3 hp	R290
300CWP			28	83					290		
380ADP	1	Slant	38	120	48"	35"	72"	27" X 27"	340	1/3 hp	R290
380CWP			42	128					305		
VT400ADP	2	Slant	45	120	70.25"	35"	49"	27" X 27"	375	1/3 HP	R290
VT400CWP			51	132					350		
420ADP	1	Upright	36	125	48"	30"	79"	26" X 44"	375	1/3 hp	R290
420CWP			39	131					330		
VT570ADP	2	Slant	63	190	96"	35"	49"	27" X 27"	480	1/3 HP	R290
VT570CWP			71	206					435		
600ADP	2	Slant	57	200	70.25"	35"	72"	27" X 27"	435	1/3 hp	R290
600CWP			63	212					390		
630ADP	1	Upright	56	200	62"	35"	79"	26" X 44"	420	1/3 hp	R290
630CWP			61	210					395		
650ADP	2	Upright	54	200	70.25"	30"	79"	26" X 44"	465	1/3 hp	R290
650CWP			59	210					420		
670ADP	2	Upright	56	200	62"	35"	79"	26" X 44"	440	1/3 hp	R290
670CWP			61	210					405		
750ADP	2	Upright	64	230	70.25"	35"	79"	26" X 44"	475	1/3 hp	R290
750CWP			70	242					450		
850ADP	2	Upright	78	255	84"	35"	79"	26" X 44"	510	1/2 hp	R290
850CWP			85	269					475		
900ADP	2	Slant	79	285	96"	35"	72"	27" X 27"	515	1/2 hp	R290
900CWP			88	303					480		
1000ADP	2	Upright	104	320	94"	35"	79"	26" X 44"	610	1/2 hp	R290
1000CWP			105	322					545		

Indoor Ice Merchandisers

Ice Merchandiser					Outside Dimensions			Glass Door	Aprox. Ship. Wt in lbs	Refrigeration	
Models	No. of Doors	Slant or Upright	Capacity		Width	Depth	Height	Width X Length	Crated Weight	Compressor	Refrigerant
			Cu. Ft.	Bags 8 lb							
300ADGP	1	Upright	26	75	36"	30"	79"	26" X 44"	350	1/3 hp	R290
300CWGP			28	83					315		
420ADGP	1	Upright	36	125	48"	30"	79"	26" X 44"	400	1/3 hp	R290
420CWGP			39	131					370		
630ADGP	1	Upright	56	200	62"	35"	79"	26" X 44"	475	1/3 hp	R290
630CWGP			61	210					450		
650ADGP	2	Upright	54	200	70.25"	30"	79"	26" X 44"	520	1/3 hp	R290
650CWGP			59	210					500		
670ADGP	2	Upright	56	200	62"	35"	79"	26" X 44"	510	1/3 hp	R290
670CWGP			61	210					480		
750ADGP	2	Upright	64	230	70.25"	35"	79"	26" X 44"	520	1/3 hp	R290
750CWGP			70	242					495		
850ADGP	2	Upright	78	255	84"	35"	79"	26" X 44"	600	1/2 hp	R290
850CWGP			85	269					570		
1000ADGP	2	Upright	104	320	94"	35"	79"	26" X 44"	650	1/2 hp	R290
1000CWGP			105	322					600		

15 amp circuit required for each model

Product improvement may require specifications to change without notice - Weights are crated weights - For depth measurement, add 3.5" for door and handle on upright models - Storage capacity may vary depending on the method of bag tie off, and the size of the ice used. All models are 115 Volt, single phase, 60 hertz - Optional 220 volt, single phase, 50 hertz - AD = Auto Defrost, CW = Cold Wall, G = Glass Door(s), P = Propane (R290 refrigerant)



CALL THE FACTORY SALES LOCATION NEAR YOU

CA 866 -746-0437

GA 800 -554-4852

NC 866 -827-3232

TX 866 -598-4206

information@polartemp.com



www.polartemp.com

1520 Westfork Drive, Lithia Springs, GA 30122